

**BASE GIREVOLE 5 RAZZE**  
5 STARS SWIVEL BASE

 Alluminio / Aluminium

  Plastica / Plastic



**LI04X**

L: 680  
P: 680  
HT: 830/950  
HS: 450/570  
HB: 660/780



**LI03X**

L: 680  
P: 680  
HT: 810/930  
HS: 460/580



**LI04B**

L: 680  
P: 680  
HT: 830/950  
HS: 450/570  
HB: 660/780



**LI03D**

L: 680  
P: 680  
HT: 810/930  
HS: 460/580

**BASE FISSA 4 GAMBE**  
4 LEGS FIXED BASE

    Metallo / Metal



**LI1TN/LI1TB**

L: 570  
P: 540  
HT: 810  
HS: 450  
HB: 660



**LI1FN**

L: 570  
P: 540  
HT: 810  
HS: 450

**BASE FISSA 4 GAMBE LEGNO**  
4 LEGS WOODEN BASE

 Legno / Wood

**NEW**



**LI20W**

L: 570  
P: 540  
HT: 830  
HS: 450  
HB: 660



**LI10W**

L: 570  
P: 540  
HT: 810  
HS: 450

**BASE GIREVOLE 4 RAZZE**  
4 STARS SWIVEL BASE

 Alluminio / Aluminium

  Plastica / Plastic



**LI2GL**

L: 570  
P: 540  
HT: 830  
HS: 450  
HB: 660



**LI1GL**

L: 570  
P: 540  
HT: 810  
HS: 450



**LI2GN**

L: 570  
P: 540  
HT: 830  
HS: 450  
HB: 660



**LI1GB**

L: 570  
P: 540  
HT: 810  
HS: 450

**BASE FISSA**  
FIXED BASE

 Metallo / Metal



**LI1QB**

L: 560  
P: 515  
HT: 810  
HS: 450  
HB: 665



**LI1PN**

L: 560  
P: 515  
HT: 810  
HS: 450



**LI7PB**

L: 575  
P: 565  
HT: 1100  
HS: 755

**LI6PN**

L: 560  
P: 555  
HT: 1000  
HS: 665

**BASE FISSA 4 GAMBE ELLITTICO**  
4 LEGS FIXED ELLIPTICAL BASE

 Metallo / Metal



**LI20V**

L: 570  
P: 540  
HT: 830  
HS: 450  
HB: 660



**LI10N**

L: 570  
P: 540  
HT: 810  
HS: 450

**TAVOLETTA SCRITTOIO ANTIPANICO**  
ANTI-PANIC WRITING TABLET



**LI1QN + LSDNN**



**LI1PN + LSSNN**

**FINITURE BASI**  
BASES FINISHES

  
RAL 9003  
Plastica  
Plastic

  
RAL 9017  
Plastica  
Plastic

  
Alluminio lucido  
Polished Aluminium


  
RAL 9003  
Metallo  
Metal


  
RAL 9017  
Metallo  
Metal

  
RAL 1019  
Metallo  
Metal


  
RAL 5014  
Metallo  
Metal


  
RAL 6003  
Metallo  
Metal


  
Metallo cromato  
Chromed metal


  
Faggio  
Beechwood


**FINITURE SCOCCA IN PLASTICA**  
PLASTIC SHELL FINISHES


  
**11PL00 | 12PL00**  
RAL 9003

  
**11PL12 | 12PL12**  
RAL 7024

  
**11PL03 | 12PL03**  
RAL 1019

  
**11PL06 | 12PL06**  
RAL 5014

  
**11PL05 | 12PL05**  
RAL 6003

  
**11PL27 | 12PL27**  
RAL 8029

  
**11PL22**  
RAL 9006  
PCR - Post Consumer Recycled PP



**DOTAZIONI MECCANICHE:**  
MECHANICAL FEATURES:

**MECCANISMO OSCILLANTE**  
TILTING MECHANISM

**BASE 5 RAZZE REGOLABILE IN ALTEZZA**  
5 STARS HEIGHT ADJUSTABLE BASE

**SISTEMA DI AGGANCIAMENTO**  
LINKING SYSTEM

Tessuti disponibili



Pelli, similpelle e reti disponibili

